



EXTENDONS

CURRENCY
& LANGUAGE

OPENCART

OPENCART CURRENCY & LANGUAGE SWITCHER EXTENSION

USER GUIDE

[HTTPS://WWW.EXTENDONS.COM/](https://www.extendons.com/)

TABLE OF CONTENTS

USER GUIDE	3
HOW TO ADD/EDIT CUSTOM CHECKOUT FIELDS.....	3
HOW TO EDIT DEFAULT CHECKOUT FIELDS.....	7
DISCLAIMER	8
SUPPORT.....	8
CUSTOMIZATION	9

USER GUIDE

After reading the installation guide of the module, you are now ready to use Currency & Language Switcher Extension by using the following steps.

HOW TO ADD/EDIT CURRENCY & LANGUAGE

At the back-end, go to **Extendons GEO IP Language & Currency**. Here you will have access to all the language & currency rules in a grid. You have the option to edit the rule or add new ones. Click on + to add new rule.

NAVIGATION

- Dashboard
- Extendons GEO IP Language & Currency
- Catalog >
- Extensions >
- Design >
- Sales >
- Customers >
- Marketing >
- System >

Extendons GEO IP Language & Currency

Home > Extendons GEO IP Language & Currency

Group List

<input type="checkbox"/>	Group Name	Priority	Date Added	Status	Action
<input type="checkbox"/>	Asian UK Pound Rule	1	2019-10-09 07:19:07	Enabled	

Showing 1 to 1 of 1 (1 Pages)



OpenCart © 2009-2019 All Rights Reserved.
Version 3.0.0.0

Here you will have to provide the following information to add the rule.


General:

- ❖ Group Name
- ❖ Prompt Text
- ❖ Group Content


Extendons GEO IP Language & Currency



Home > Extendons GEO IP Language & Currency

 Add Group

GeneralDataCountries List

 English

* Group Name

Group Name

Prompt Text

Prompt Text



Group Content

Group Content


Data:

- ❖ Priority
- ❖ Language
- ❖ Currency
- ❖ **Exceptions:** Provide IPs separated by ",". The wrong type of IPs will be ignored!
- ❖ Stores
- ❖ Date Start
- ❖ Date End
- ❖ Status
- ❖ Enable Prompt
- ❖ Hide Language & Currency Boxes in Header

Extendons GEO IP Language & Currency



Home > [Extendons GEO IP Language & Currency](#)

 Add Group

General

Data

Countries List


*** Priority**

Language

Select Language

Currency

Select Currency

Execptions 


Execptions

Provide ips separated by ",". Wrong type of ips will be ignored!


Stores

☒ Default

Date Start



Date End



Status

Disabled

Enable Prompt

No

Hide Language & Currency Boxes in Header

No

Country List:

Note: Select the country or countries to redirect its visitor(s) to the selected store.

Extendons GEO IP Language & Currency

Home > Extendons GEO IP Language & Currency

Add Group

General

Data

Countries List

NOTE: Select the country or countries to redirect its visitor(s) to the selected store.

☐ Africa

☐ Asia

☐ Europe

☐ North America

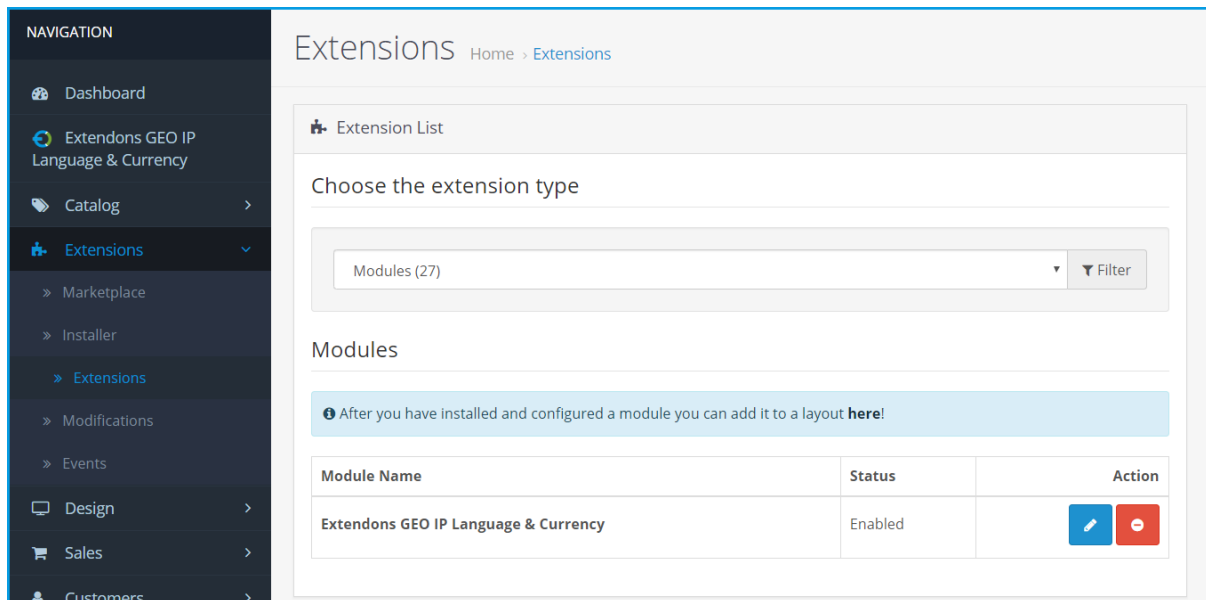
☐ Oceania

☐ South America

☐ Others

HOW TO EDIT PROMPT BUTTON TEXT

At the back-end, go to **Extensions** then click on the **Extensions** tab then select **Module** from the **Choose the extension type** and edit **Extendons GEO IP Language & Currency**.



NAVIGATION

- Dashboard
- Extendons GEO IP Language & Currency
- Catalog
- Extensions**
 - Marketplace
 - Installer
 - Extensions**
 - Modifications
 - Events
- Design
- Sales
- Customers

Extensions Home > Extensions



Extension List

Choose the extension type

Modules (27) Filter

Modules

After you have installed and configured a module you can add it to a layout **here!**



Module Name	Status	Action
Extendons GEO IP Language & Currency	Enabled	 

Here you can provide the following information.


Edit GEO IP Language & Currency Module:


- ❖ **Approve Button Text:** Your entered text will be shown on the front view as button text else default text will be shown.
- ❖ **Decline Button Text:** Your entered text will be shown on the front view as button text else default text will be shown.
- ❖ **Module Status**

Extendons GEO IP Language & Currency




Home > Modules > [Extendons GEO IP Language & Currency](#)

 Edit GEO IP Language & Currency Module

Approve Button Text 

Accept

Decline Button Text 

Decline

Module Status

Enabled

DISCLAIMER

It is highly recommended to back-up your server files and database before installing this module. No responsibility will be taken for any adverse effects occurring during installation.

It is recommended you install on a test server initially to carry out your own testing.

SUPPORT

You can also find Step by Step guide on this extension by visiting [Opencart Currency & Language Switcher Extension](#) product page on our website. If you need more information or have any questions or problems, please refer to our support help-desk: <https://support.extendons.com>

You can log a ticket and a support technician can assist you further. If you are still struggling with your extension, submit a request via info@extendons.com

CUSTOMIZATION

You can also find Step by Step guide on this extension by visiting [Opencart Currency & Language Switcher Extension](#) product page on our website. If you need more information or have any questions or problems, please refer to our support help-desk: <https://support.extendons.com>

You can log a ticket and a support technician can assist you further. If you are still struggling with your extension, submit a request via info@extendons.com